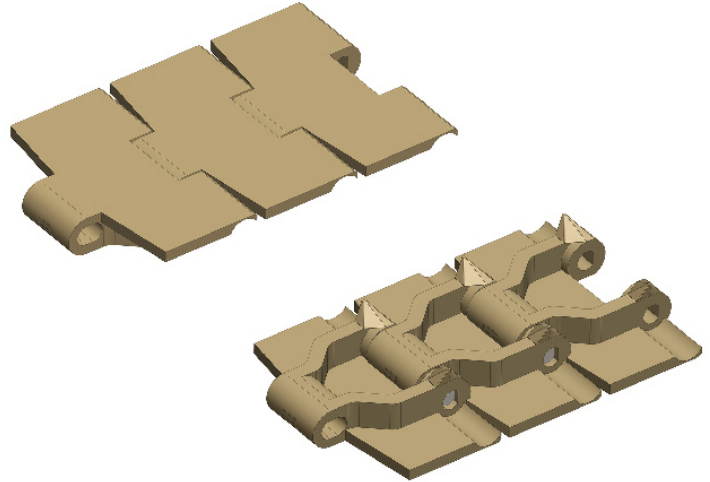


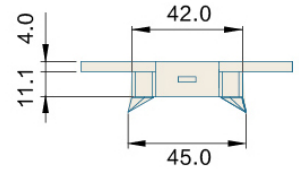
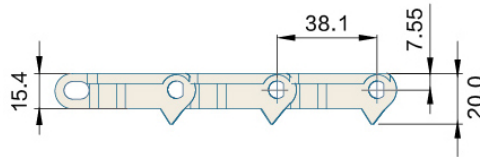
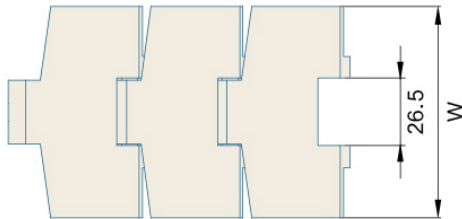
# Har880 Curve

## TOP CHAINS

TOP CHAINS 880  
 P=38.1mm, T=20mm  
 PIN:Stainless steel



节距 Pitch	链板材质 Material	颜色 Color
38.1mm	POM	咖啡色/Brown



型号 Type No.	宽度 Width (mm)	节距 Pitch (mm)	重量 Weight (Kg/m)	转弯半径 Radius (mm)	负载 Working Capacity (N)
Har880-K325	82.6	38.1	0.9	510	2000
Har880-K450	114.3	38.1	1.2	510	2000

链轮 Sprocket	护栏 Guide	弯轨 Guide Rails	其余配件 Component
S17-S18	R01-R42	G03-G04	C01-C57